



Multimedia In Teaching

**PowerPoint as a multimedia
presentation tool**

What is Multimedia



- **Using a variety of media content to present information**
 - **Combining text, graphic images, audio, and/or video**
 - **Displayed via a computer**
- **The combined use of media, such as movies, music, lighting, CD-ROMs, and the Internet, as for education or entertainment.**
Answers.com
- **The use of several different media to convey information (text, audio, graphics, animation, video, and interactivity)** Wikipedia

Using PowerPoint for Multimedia



- **One presentation can display multiple media elements**
 - **Text**
 - **Photos**
 - **Video clips**
 - **Sound**
 - **Music**
 - **Voice**
 - **Charts and graphs**
 - **Drawn objects**

Photo & Video Examples



- Seeing Sara
- Media Literacy

Interactivity



- **Use hyperlinks**
 - **Link within presentation**
 - **Launch Web pages**
 - **Open documents from other programs**
 - **Excel, Word**

Interactivity Examples




- **Writing For the Web**
- **Media Literacy**



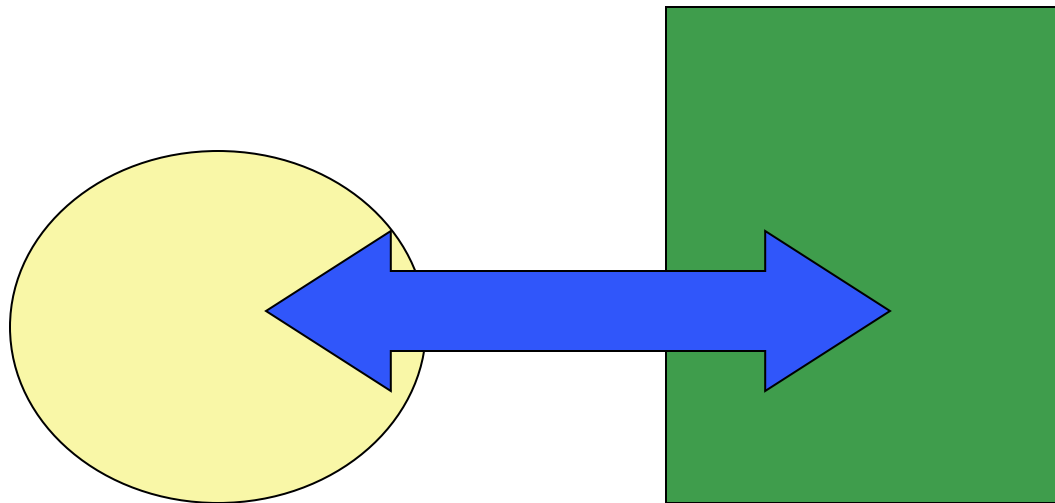
Enhancing PowerPoint

Using Photos

- **Adding photos**
- **Drawing on photos**



Drawing with PowerPoint



Linking in PowerPoint



- **Within your presentation**
- **To another file**
- **To a Website**
 - <http://www.csufresno.edu>

PowerPoint Tips

- **Text**

- **Use large, blocky text**
- **Sans-serif**
- **High contrast between text color and background**
- **Limit amount of text**

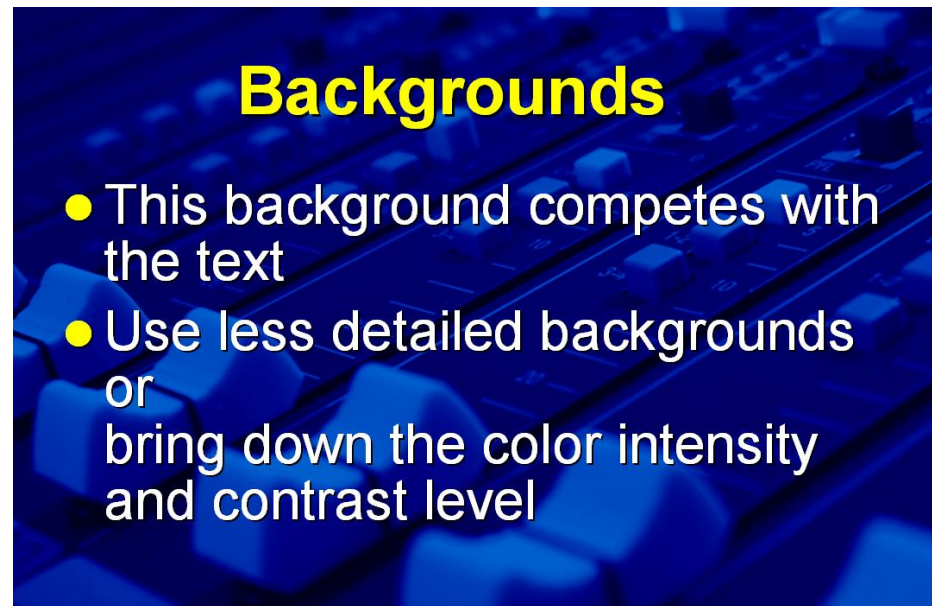
Serif text
San-serif text

Poor contrast

Avoid writing out paragraphs of text. Too much text will distract viewers from what you are saying or will not be understood.

Backgrounds

- **Keep simple**
- **Light backgrounds with dark text are easier to see in darkened room**
- **Avoid busy details**
- **Make your own**



Photos

- **Crop out extraneous material**
- **Size**
- **Consider a border**
- **Adjust brightness & contrast**



Handout



- **Making Multimedia Presentations with PowerPoint**